

## LokTuff Gym Tiles: Interlocking



These tiles are precision cut and used to create a full interlocking system. Loktuff Gym Tiles are ideal for non-rectangular and temporary workout areas.

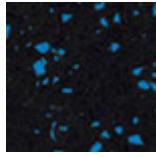
- Gym floor tiles are available with beveled edges (reducer edges) in the 1/2" and 3/4" thicknesses.
- Tiles can be used to create a sectional matting area or a wall-to-wall matting surface.
- These non-porous, indestructible rubber mats have textured surfaces.
- Gym Puzzle Tile Mats are excellent for use under heavy workout equipment, such as treadmills, stationery bikes, and weight-lifting machines.
- Available 3/8", 1/2" & 3/4" thick
- Tile Mats shield the floor from damage while protecting machines and exercise equipment from vibration and carpet fibers, which can build up within the equipments' moving mechanisms.

Item No: GBI

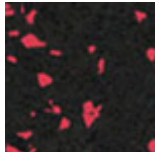
**Available Colors**




Black



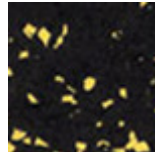
10% Blue



10% Red



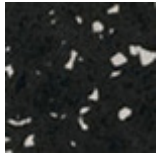
10% Green




10% Yellow




10% Eggshell



10% Grey



10% Orange



10% Blue Grey